

# iSort

## Word Sort Templates For Any List



Differentiated Formats:  
Cut & Paste or Written

iSort Name: \_\_\_\_\_

Use your word list to write your words (apps) in the boxes below.  
Then cut, sort, and paste onto each iPod.



\_\_\_\_\_

\_\_\_\_\_

\_\_\_\_\_

iSort Name: \_\_\_\_\_

Use your word list to sort and write the words (apps) that belong on each iPod.



Choose one word (app) from each iPod to write in a sentence.




1. \_\_\_\_\_

2. \_\_\_\_\_

# iSort

Name: \_\_\_\_\_



Use your word list to write your words (apps) in the boxes below.  
Then cut, sort, and paste onto each iPod.



# iSort

Name: \_\_\_\_\_

Use your word list to sort and write the words (apps) that belong on each iPod.



Choose one word (app) from each iPod to write in a sentence.




1. \_\_\_\_\_  
\_\_\_\_\_

2. \_\_\_\_\_  
\_\_\_\_\_

# iSort

Name: example

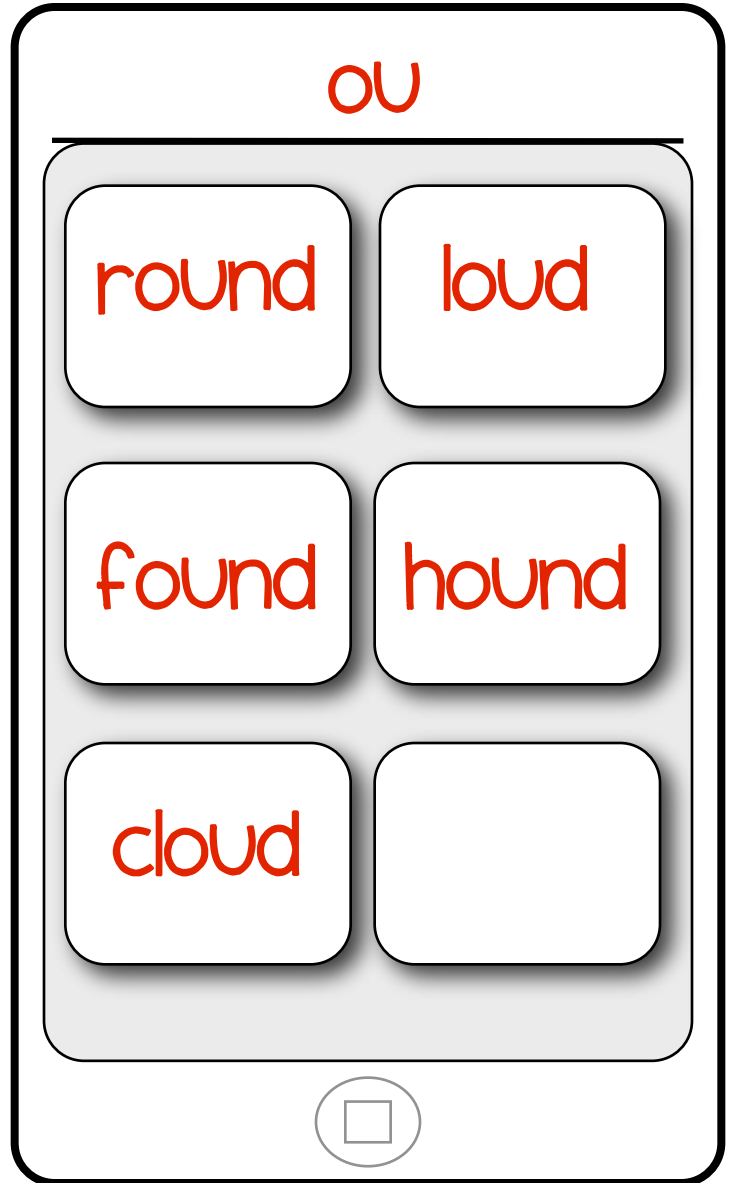

Use your word list to write your words (apps) in the boxes below.  
Then cut, sort, and paste onto each iPod.



# iSort

Name: example

Use your word list to sort and write the words (apps) that belong on each iPod.



Choose one word (app) from each iPod to write in a sentence.

1. the cow jumped over the moon.

2. she found her missing pencil.

I hope you enjoyed this activity! For more teaching resources, please visit my TPT store at:

<http://www.teacherspayteachers.com/Store/Snippets-From-Second>

# Credits



[www.kevinandamanda.com/fonts](http://www.kevinandamanda.com/fonts)



<http://www.teacherspayteachers.com/Store/TeacherM>